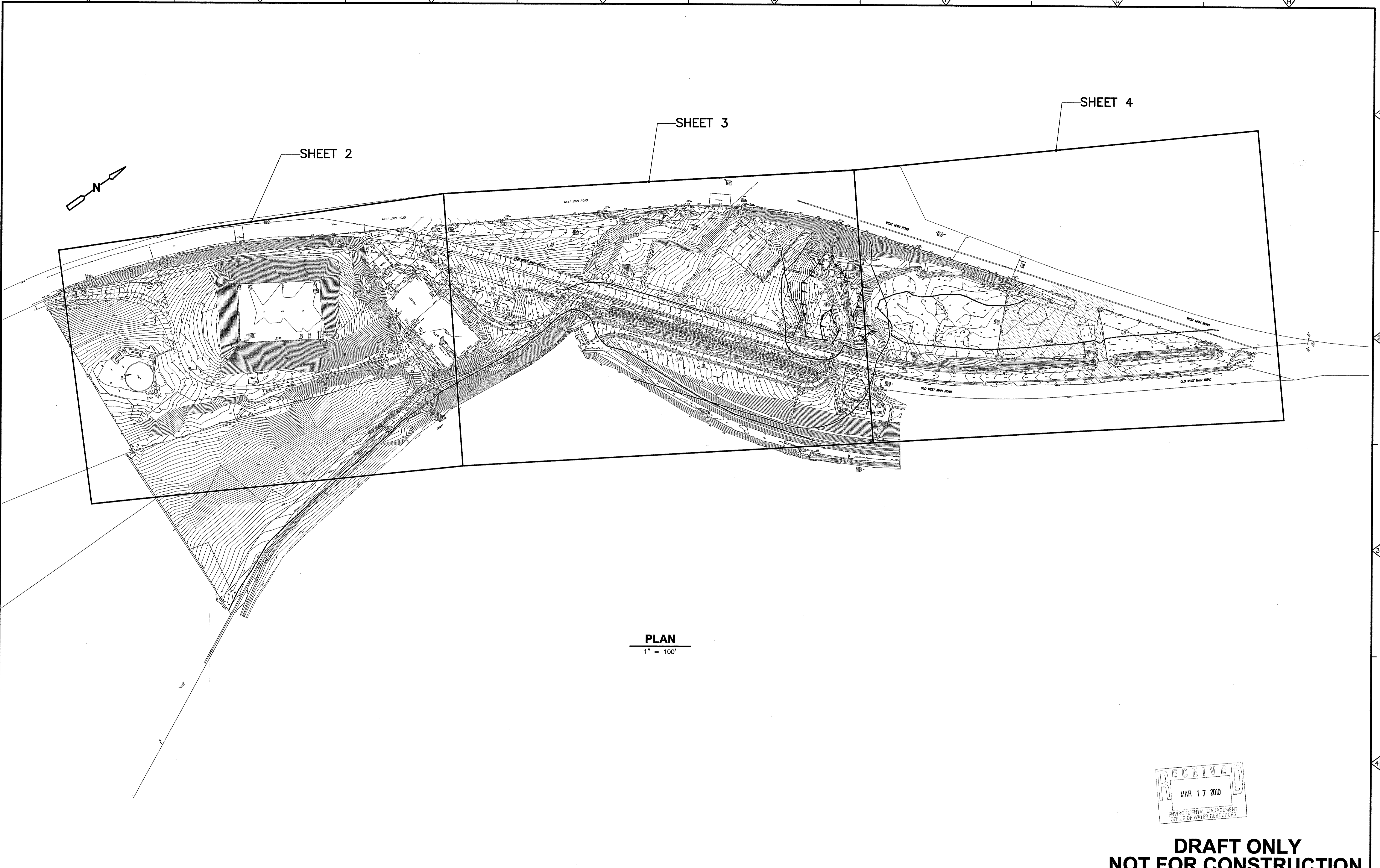



SHEET 2

SHEET 3

SHEET 4



PLAN  
1" = 100'



**DRAFT ONLY  
NOT FOR CONSTRUCTION**

REV. NO.	DATE	DRWN	CHKD	REMARKS

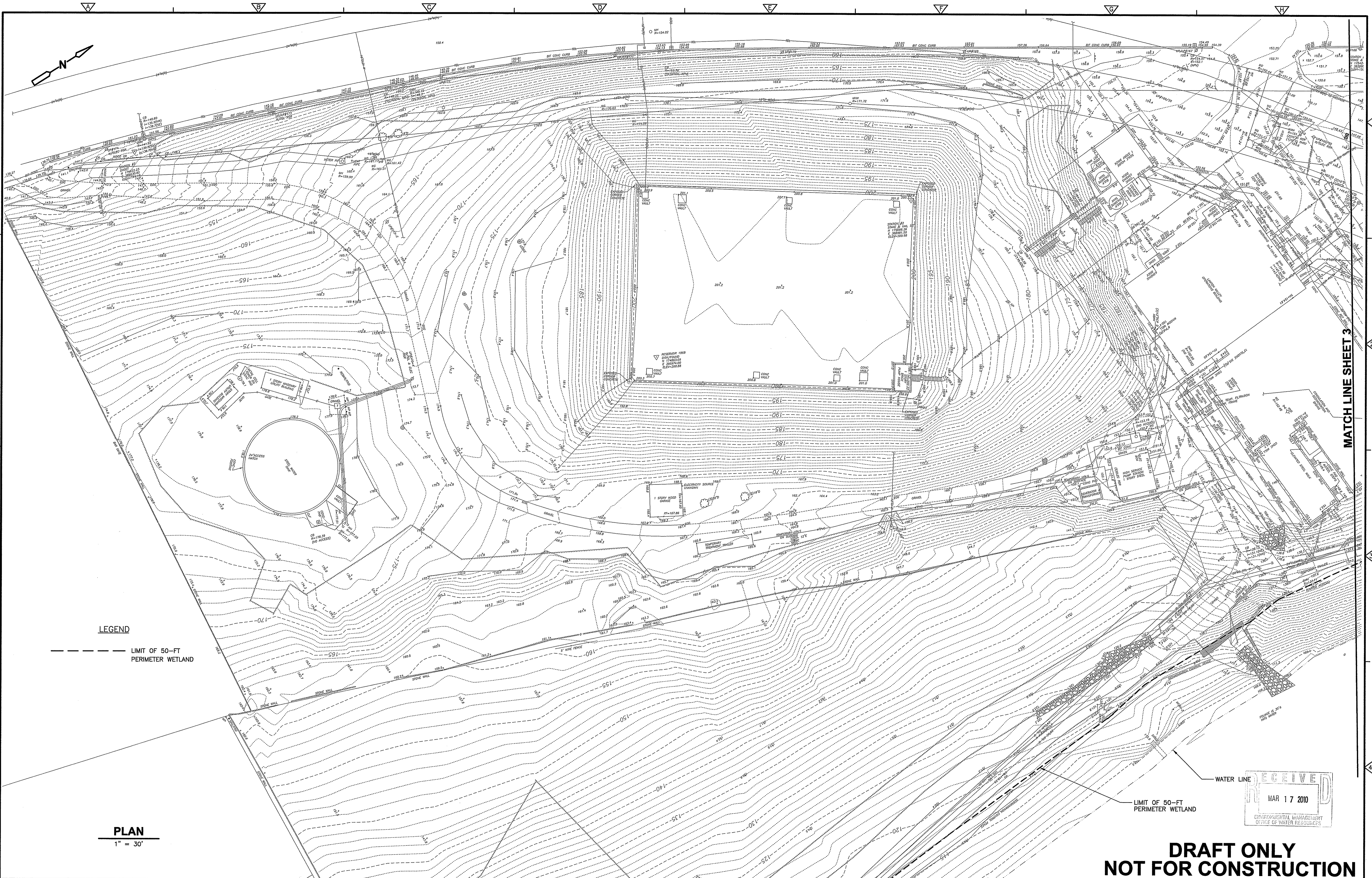
DESIGNED BY: \_\_\_\_\_  
 DRAWN BY: J. CABRERA  
 SHEET CHK'D BY: D. DUNK  
 CROSS CHK'D BY: J. KEANEY  
 APPROVED BY: \_\_\_\_\_  
 DATE: DECEMBER 2009

**CDM**  
 Camp Dresser & McKee Inc.  
 56 Exchange Terrace  
 Providence, RI 02203  
 Tel: (401) 751-5360  
 consulting • engineering • construction • operations

NEWPORT, RHODE ISLAND  
**POTENTIAL SITE FOR NEW LAWTON VALLEY  
 WATER TREATMENT PLANT**

**OVERALL EXISTING CONDITIONS PLAN**

PROJECT NO. 0788-69267  
 FILE NAME: CSTPLO01.DWG  
 SHEET NO.  
**1**  
 Accession No:



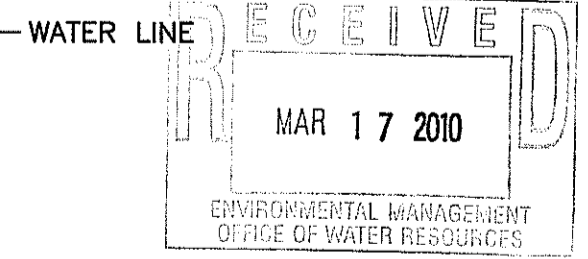
MATCH LINE SHEET 3

**LEGEND**

--- LIMIT OF 50-FT PERIMETER WETLAND

**PLAN**

1" = 30'



**DRAFT ONLY  
NOT FOR CONSTRUCTION**

REV. NO.	DATE	DRWN	CHKD	REMARKS

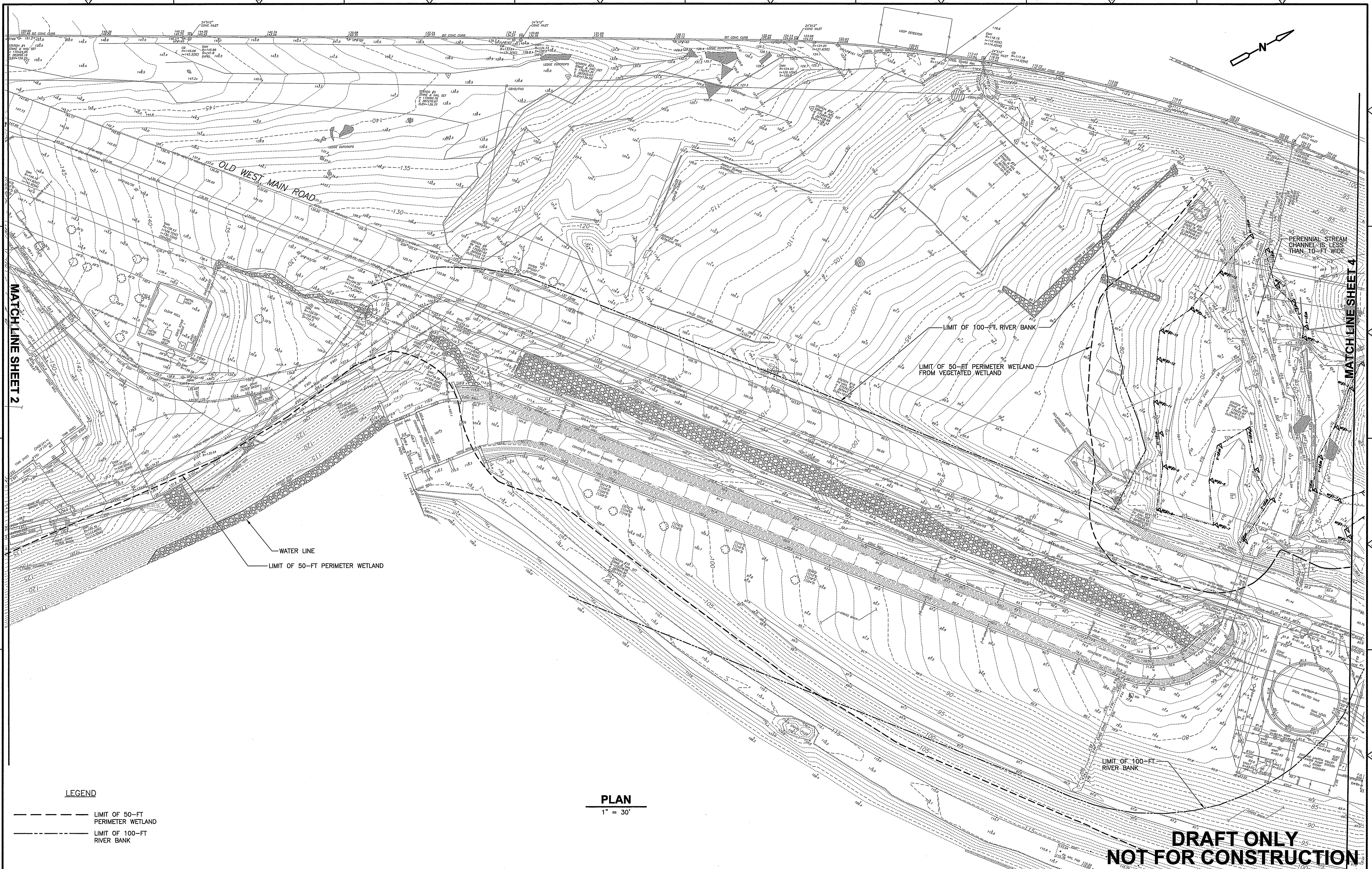
DESIGNED BY: J. CABRERA  
 DRAWN BY: J. CABRERA  
 SHEET CHK'D BY: D. DUNK  
 CROSS CHK'D BY: J. KEANEY  
 APPROVED BY: \_\_\_\_\_  
 DATE: DECEMBER 2009

**CDM**  
 Camp Dresser & McKee Inc.  
 56 Exchange Terrace  
 Providence, RI 02903  
 Tel: (401) 751-6389  
 consulting • engineering • construction • operations

NEWPORT, RHODE ISLAND  
**POTENTIAL SITE FOR NEW LAWTON VALLEY  
 WATER TREATMENT PLANT**

**EXISTING CONDITIONS PLAN**

PROJECT NO. 0788-69267  
 FILE NAME: CSTPL001.DWG  
 SHEET NO. **2**  
 Accession No:



**LEGEND**

- LIMIT OF 50-FT PERIMETER WETLAND
- LIMIT OF 100-FT RIVER BANK

**PLAN**  
1" = 30'

**DRAFT ONLY**  
**NOT FOR CONSTRUCTION**

REV. NO.	DATE	DRWN	CHKD	REMARKS

DESIGNED BY: J. CABRERA  
 DRAWN BY: J. CABRERA  
 SHEET CHK'D BY: D. DLINK  
 CROSS CHK'D BY: J. KEANEY  
 APPROVED BY: \_\_\_\_\_  
 DATE: DECEMBER 2009

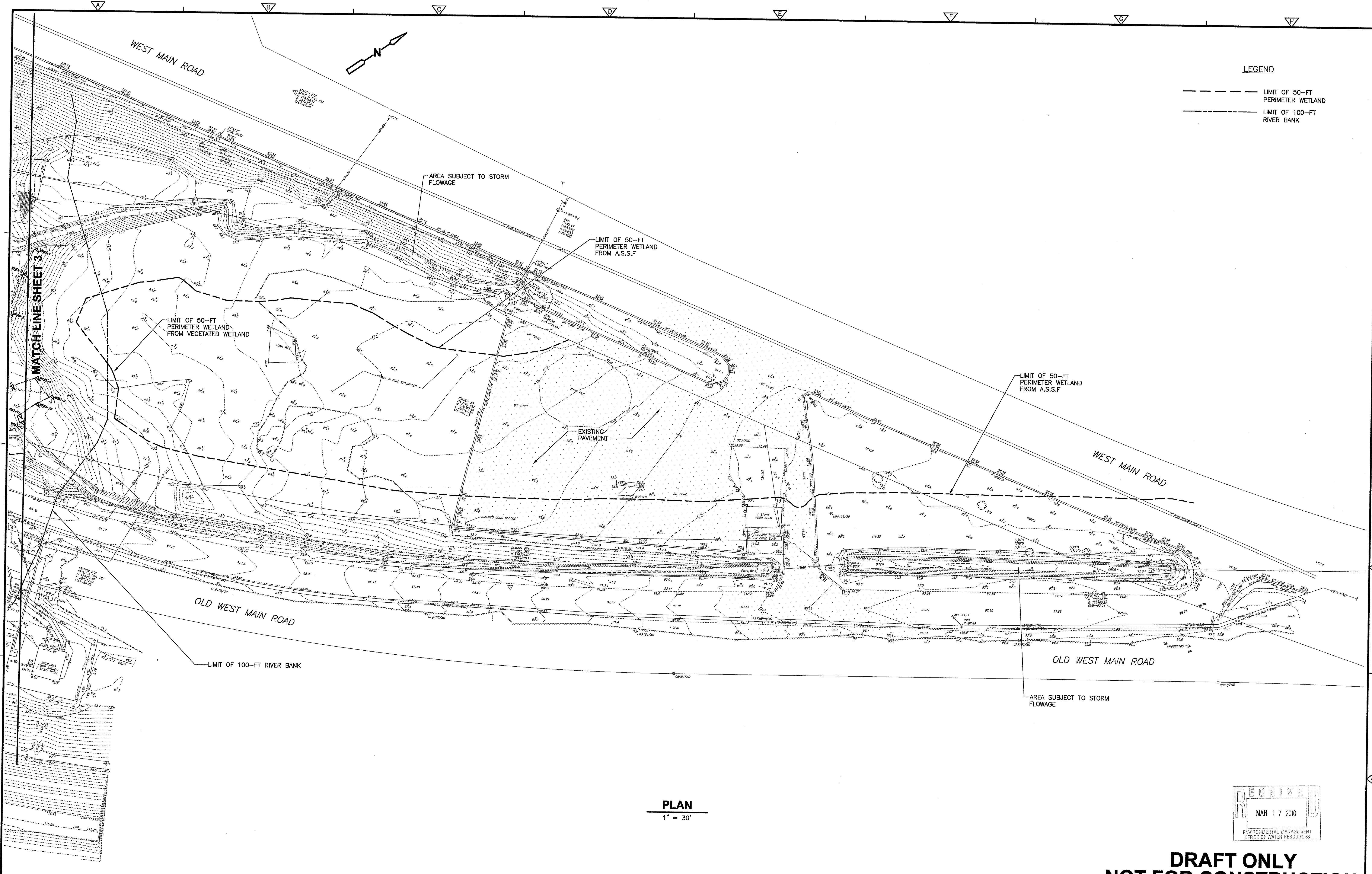
**CDM**  
 Camp Dresser & McKee Inc.  
 56 Exchange Terrace  
 Providence, RI 02903  
 Tel: (401) 751-6360  
 consulting • engineering • construction • operations

NEWPORT, RHODE ISLAND  
**POTENTIAL SITE FOR NEW LAWTON VALLEY  
 WATER TREATMENT PLANT**

EXISTING CONDITIONS PLAN

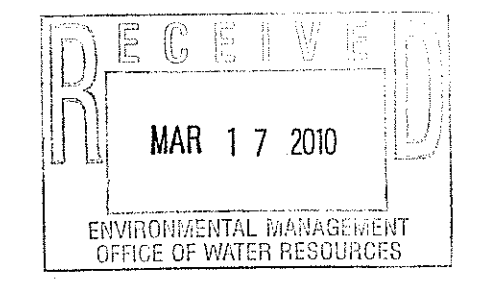
RECEIVED  
 MAR 17 2010  
 ENVIRONMENTAL MANAGEMENT

PROJECT NO. 0788-69267  
 FILE NAME: T12700WS1.DWG  
 SHEET NO. **3**  
 Accession No: \_\_\_\_\_



**LEGEND**  
 - - - - - LIMIT OF 50-FT PERIMETER WETLAND  
 - - - - - LIMIT OF 100-FT RIVER BANK

**PLAN**  
 1" = 30'



**DRAFT ONLY  
 NOT FOR CONSTRUCTION**

REV. NO.	DATE	DRWN	CHKD	REMARKS

DESIGNED BY: J. CABRERA  
 DRAWN BY: J. CABRERA  
 SHEET CHK'D BY: D. DLINK  
 CROSS CHK'D BY: J. KEANEY  
 APPROVED BY: \_\_\_\_\_  
 DATE: DECEMBER 2009

**CDM**  
 Camp Dresser & McKee Inc.  
 68 Exchange Terrace  
 Providence, RI 02903  
 Tel: (401) 751-6360  
 consulting • engineering • construction • operations

NEWPORT, RHODE ISLAND  
**POTENTIAL SITE FOR NEW LAWTON VALLEY  
 WATER TREATMENT PLANT**

**EXISTING CONDITIONS PLAN**

PROJECT NO. 0788-69267  
 FILE NAME: T12700WS1.DWG  
 SHEET NO. **4**  
 Accession No: