

NOTES AND SPECIFICATIONS:

- LEACHING TRENCHES TO BE EXCAVATED IN ACCORDANCE WITH RIDEM REGULATION 6.33(J). TREES, BRUSH AND STUMPS WITHIN AND EXTENDING 10 FEET BEYOND LEACHFIELD TO BE REMOVED. 5" STRIP DOES NOT APPLY.
- USE SDR 35 PVC PIPING OR EQUIVALENT THROUGHOUT SYSTEM.
- SEPTIC TANK TO MEET H20 WHEEL LOADS.
- ZABEL EFFLUENT FILTER TO BE INSTALLED AT SEPTIC TANK OUTLET.
- PRIVATE WELLS WITHIN 150' FEET OF OWTS AND PUBLIC WELLS WITHIN 400' OF THE OWTS ARE SHOWN.
- BRING SEPTIC/TREATMENT TANK MANHOLE TO GRADE AND D-BOX MANHOLE TO WITHIN 12" OF GRADE.
- D-BOX TO HAVE TEES OR BAFFLE.
- WASHING MACHINE LINT FILTER IS STRONGLY RECOMMENDED TO PREVENT PREMATURE FAILURE OF SYSTEM.
- D-BOX TO HAVE A MINIMUM BOTTOM AREA OF 3 SQUARE FEET AND MEET H-20 WHEEL LOADS WITH MARKER SET TO GRADE.
- SANITARY TEES TO BE INSTALLED IN SEPTIC/TREATMENT TANK.
- NO DRAINS OF ANY KIND ARE WITHIN 25' UP OR SIDE GRADIENT OR 50' DOWN GRADIENT OF THE LEACHING SYSTEM.
- 10' FROM LEACHING AREA NOT TO BE LOWER THAN ELEV.: 663.50.
- COVER OVER SEPTIC/TREATMENT TANK TO BE GRADED TO DIVERT SURFACE RUNOFF.
- THERE ARE TWO WELLS LOCATED WITHIN 100 FEET OF THE LEACHING SYSTEM.
- SYSTEM INSTALLATION TO BE SUPERVISED BY THE DESIGNER.
- DURING INSTALLATION, ANY DEVIATIONS FROM THE PLAN FOUND IN THE FIELD SHALL BE BROUGHT TO THE DESIGNER'S ATTENTION BEFORE PROCEEDING.

TEST HOLE DATA

DATE: 5-26-22

TH 1
0'-18" FILL
18"-44" BW, G, SL, 10YR 5/6
44"-120" C, G, RB, FSL, 2.5YR 5/4

SHWT: 102"
NO LEDGE 120"
SOIL CATEGORY: 6

TH 2
0'-18" FILL
18"-48" BW, SL, 10YR 5/6
48"-108" C, FSL, 2.5YR 5/4

SHWT: 96"
NO LEDGE 120"
SOIL CATEGORY: 6

DESIGN CALCULATIONS

3 BEDROOMS = 115 GPD PER BEDROOM = 345 GPD
SOIL CATEGORY: 6
DESIGN LOADING RATE: 0.61
345/0.61 = 566 SF MINIMUM

FIELD SIZE
GST 6218: 566/24.8 = 22.9 LF REQUIRED
SOIL CATEGORY: 6
23' LF x 24.8 = 570 SF

3/4" STONE VOLUME: .35 CF/LF x 23 LF = 8.05 CF
C-33 SAND VOLUME: .46 CF/LF x 23 LF = 10.58 CF

OWTS VARIANCE REQUEST:

RULE 6.23(B) MINIMUM SETBACK DISTANCE FROM SEPTIC TANK TO PROPERTY LINE.
10' REQUIRED - 2 FEET PROVIDED.

RULE 6.23(B) MINIMUM SETBACK DISTANCE FROM LEACHFIELD TO PROPERTY LINE.
10' REQUIRED - 8' PROVIDED.

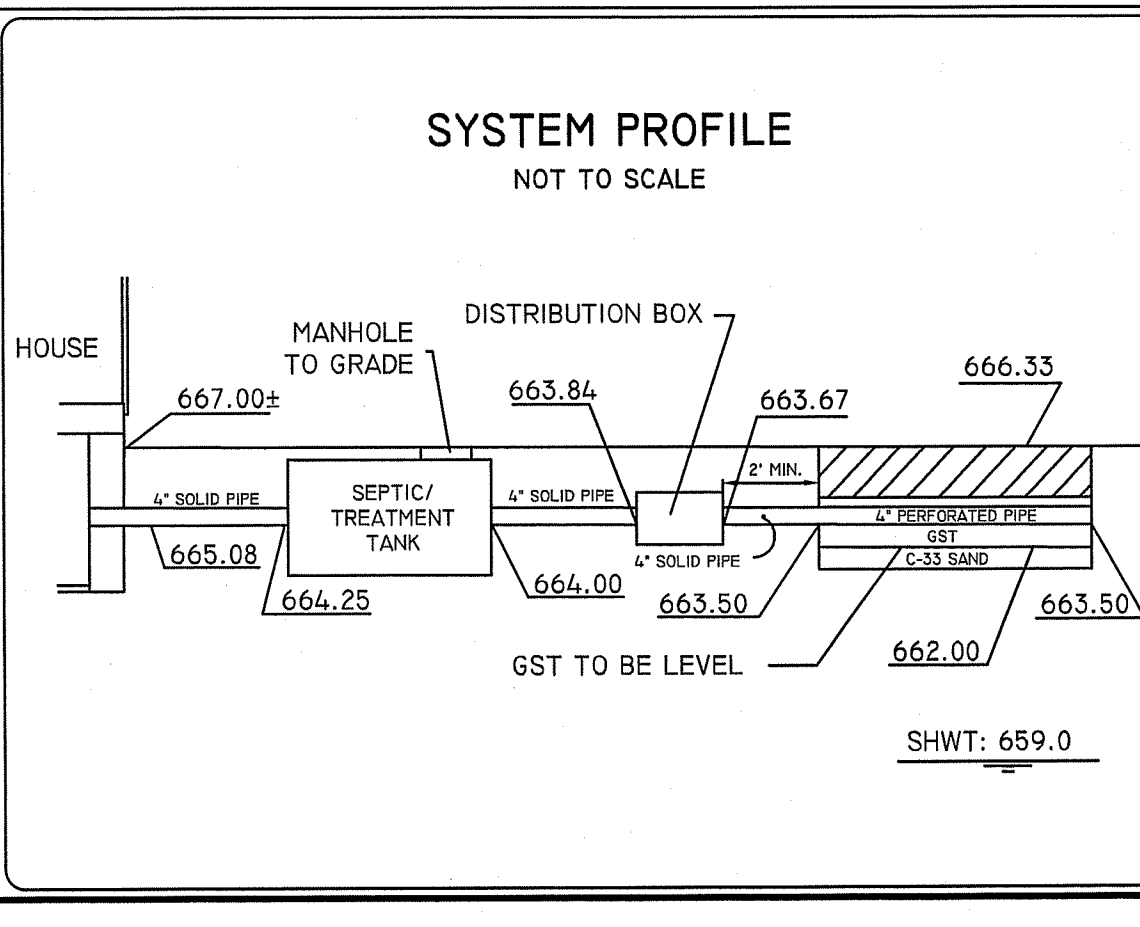
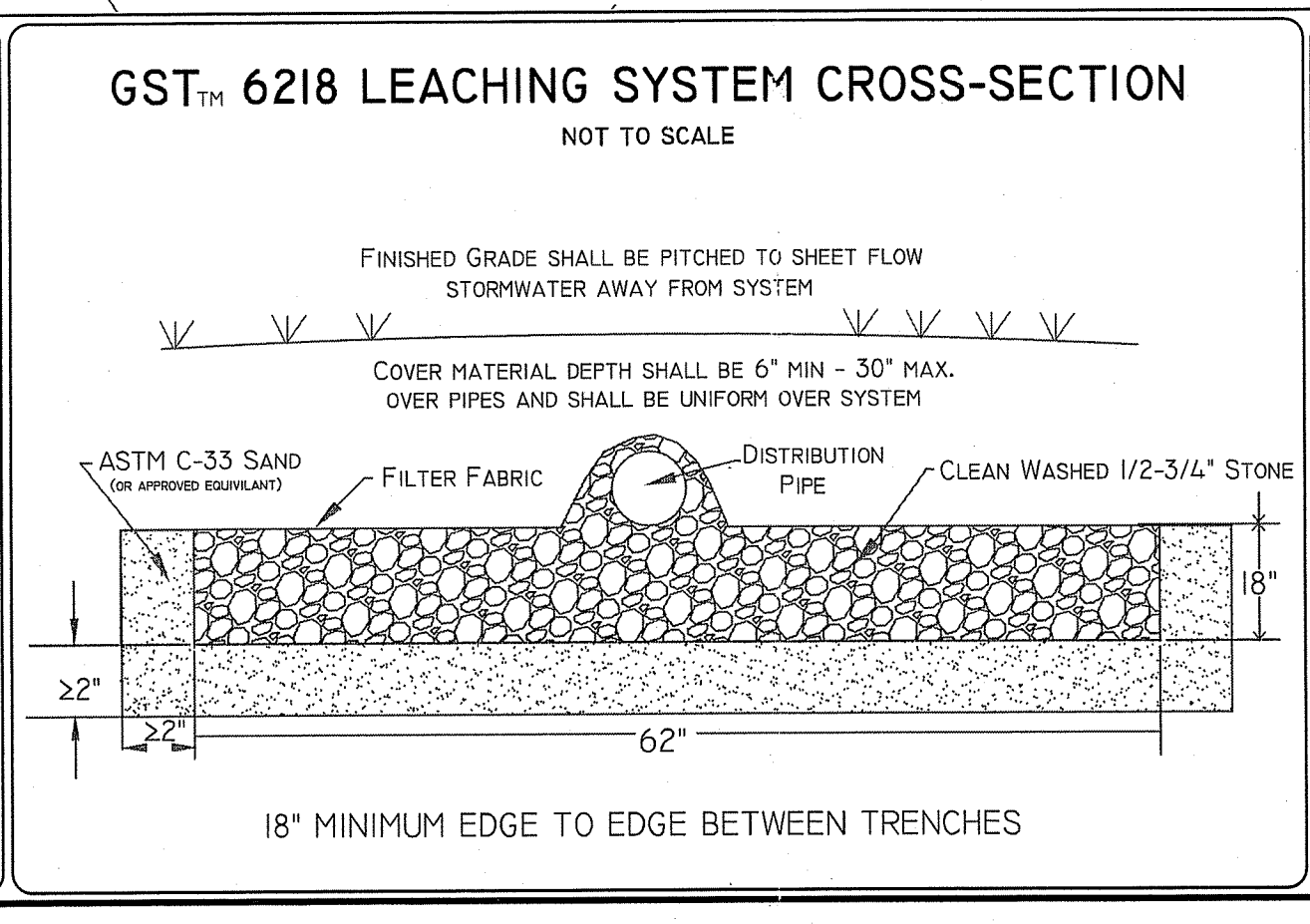
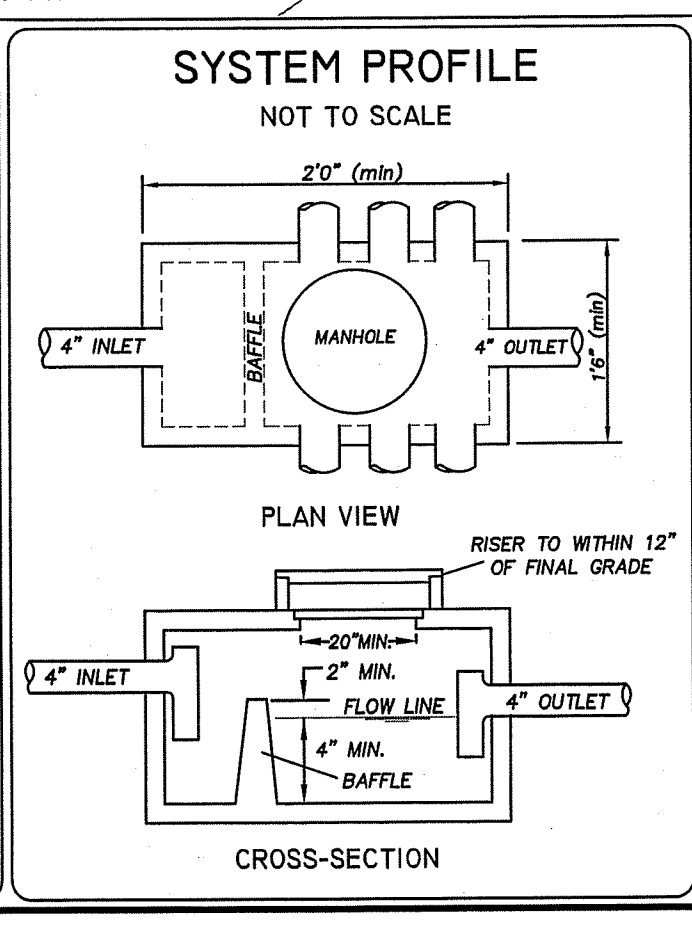
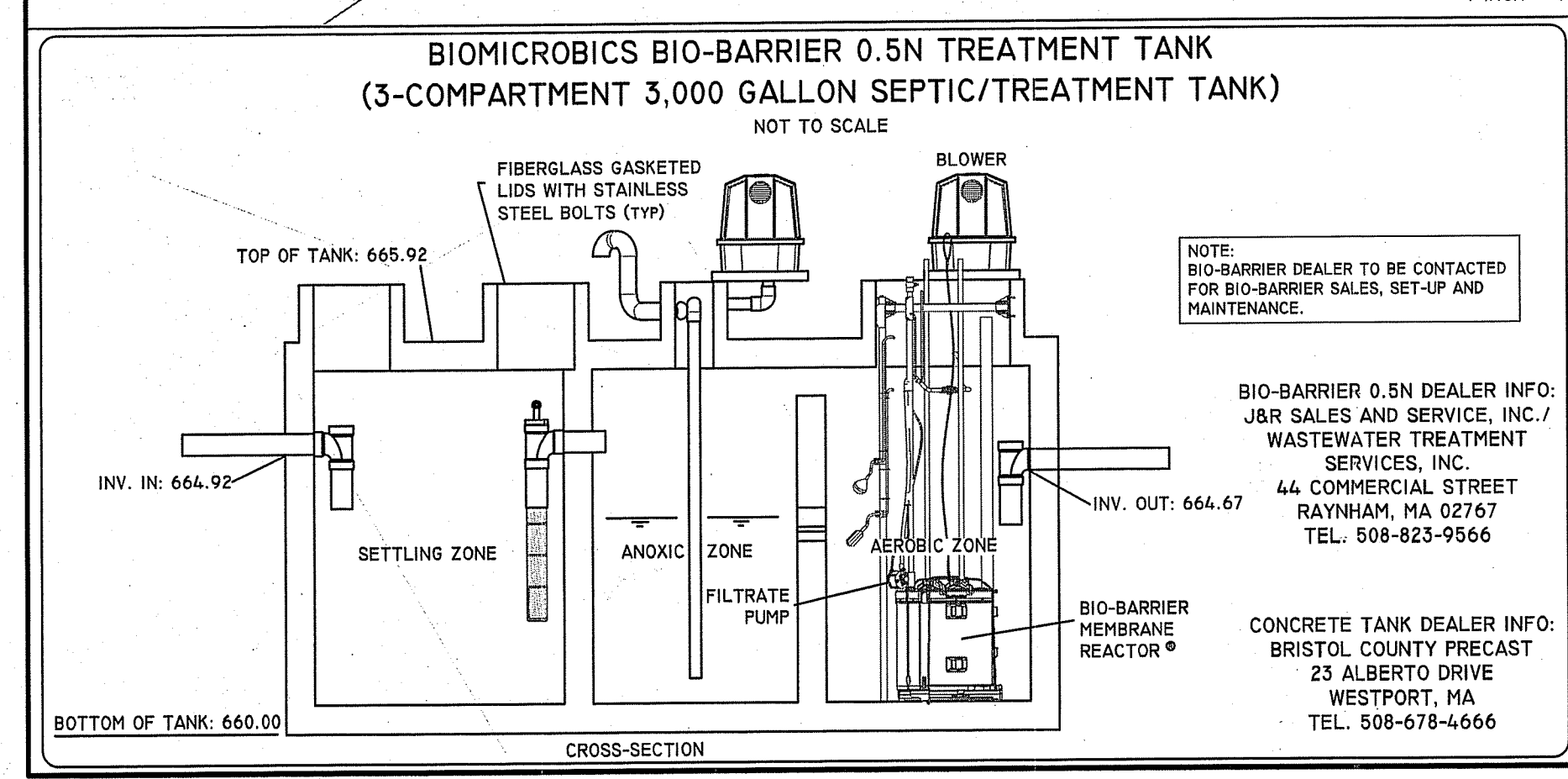
RULE 6.23(E) MINIMUM SETBACK DISTANCE FROM LEACHFIELD TO PRIVATE DRINKING WATER WELL.
100' REQUIRED - 80' PROVIDED TO PLAT 135 LOT 8 WELL.
100' REQUIRED - 81' PROVIDED TO PLAT 135 LOT 16 WELL.

MARC N. NYBERG
No. 1797
PROFESSIONAL LAND SURVEYOR

THIS SURVEY HAS BEEN CONDUCTED AND THE PLAN HAS BEEN PREPARED PURSUANT TO SECTION 9 OF THE RULES AND REGULATIONS ADOPTED BY THE RHODE ISLAND STATE BOARD OF REGISTRATION FOR PROFESSIONAL LAND SURVEYORS ON NOVEMBER 25, 2015, AS FOLLOWS:
-LIMITED CONTENT BOUNDARY SURVEY: CLASS I
-TOPOGRAPHIC ACCURACY: T-4
STATEMENT OF PURPOSE
THE PURPOSE FOR THE CONDUCT OF THE SURVEY AND THE PREPARATION OF THE PLAN IS AS FOLLOWS: SEPTIC SYSTEM DESIGN.

MARC N. NYBERG LICENSE No. 1797 COA No. A52

APR - 6 2023



ON-SITE WASTEWATER TREATMENT SYSTEM PLAN

PAUL D. CARLSON
No. 7142
REGISTERED PROFESSIONAL ENGINEER CIVIL

ASSESSOR'S PLAT 135 LOT 15
ROUND LAKE DRIVE, BURRILLVILLE, RHODE ISLAND

PREPARED FOR: **MARK BRIZARD**
571 VICTORY HIGHWAY, MAPLEVILLE, RI 02839

JOB # 22-039 SCALE: 1" = 10' DRAWN BY: LMB DATE: 2-21-23

REVISED:

INSITE Engineering Services, LLC
PROFESSIONAL ENGINEERS | LAND SURVEYORS
Precision. Clarity. Certainty.

InSite Professional Complex, Suite 1
1539 Fall River Avenue, Seekonk, MA 02771
Phone: (508) 336-4500 Fax: (508) 336-4558

501 Great Road, Unit 104
North Smithfield, RI 02896
Phone: (401) 762-2870 Fax: (401) 762-2871
Web Address: InSiteEngineers.com

SHEET 1 OF 1